Special Switches From Standard Parts

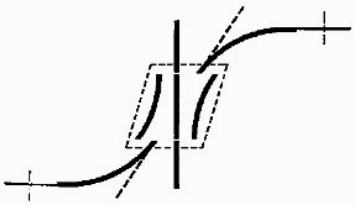

DOUBLE RIGHT HAND GLIDE SWITCH

Fig. 17A

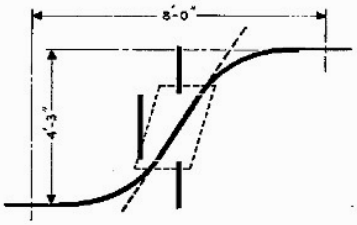

GLIDE TYPE 30° CROSS OVER

Fig. 17B

GLIDE TYPE COMBINED DOUBLE RIGHT AND CROSS OVER SWITCH

Fig. 17C

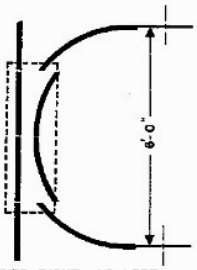

COMBINED RIGHT AND LEFT GLIDE SWITCHES ON SINGLE MOUNTING PLATE HEEL TO HEEL WITHOUT INTERVENING RAIL SECTION

Fig. 17D

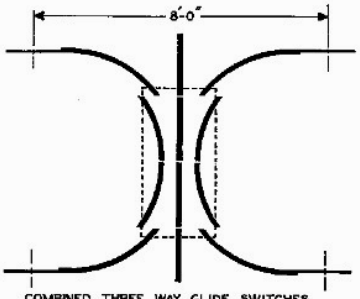

COMBINED THREE WAY GLIDE SWITCHES ON SINGLE MOUNTING PLATE HEEL TO HEEL WITHOUT INTERVENING RAIL SECTION

Fig. 17E

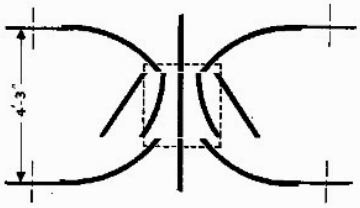

COMBINED THREE WAY GLIDE SWITCH AND CROSS OVER FOR COMPACT ARRANGEMENT OF MONORAIL BRANCHES

Fig. 17F

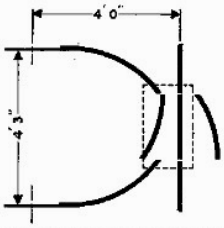

COMBINED RIGHT AND LEFT GLIDE TYPE SWITCH IN STORAGE AREA PERMITS CHANGING DIRECTION OF CURVES WITHOUT LOSS OF SPACE

Fig. 17G

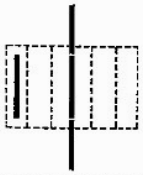

GLIDE TYPE SHIFT OUT SECTION SHIFTS LOADED TROLLEYS OUT OF LINE FOR INSPECTION OR REMOVAL WITHOUT INTERRUPTING OPERATIONS

Fig. 17H

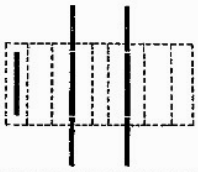

GLIDE TYPE SHIFT OUT SECTION FOR DOUBLE LINES OF MONORAIL

Fig. 17I

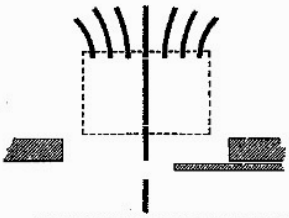

GLIDE TYPE TRANSFER SWITCH SERVES CLOSE GROUPS OF RADIATING TRACKS WITHOUT LOSS OF HEADROOM AND EXPENSE OF CRANE

Fig. 17J

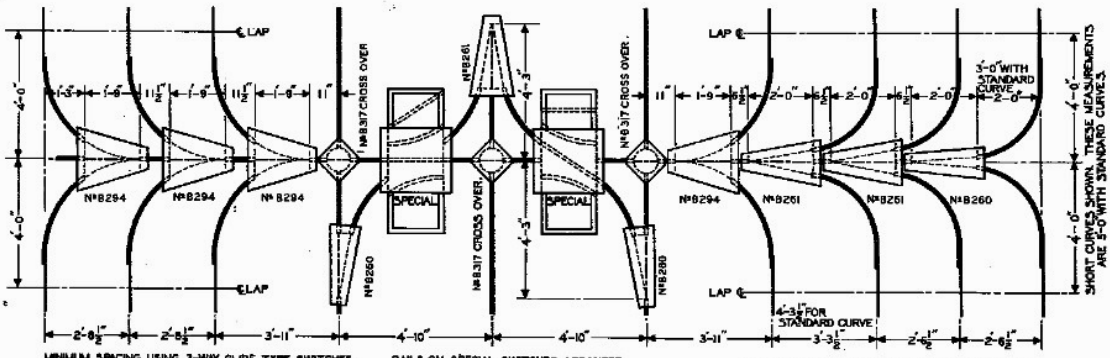

MINIMUM SPACING USING 3-WAY GLIDE TYPE SWITCHES.

RAILS ON SPECIAL SWITCHES ARRANGED TO CARE FOR LINES OF HEAVY TRAFFIC.

MINIMUM SPACING USING TONGUE TYPE SWITCHES.